


SUPERCAR CHALLENGE SPA EURO RACE 2015 QUALIFYING

Analysis

Personal Best Session Best B Crossing the finish line in pit lane


Lap	Time	Sector 1	Sector 2	Sector 3	Kph	Elapsed	Lap	Time	Sector 1	Sector 2	Sector 3	Kph	Elapsed
101 Roger Grouwels / Kelvin Snoeks Team RaceArt Dodge Viper GT3-R							2 2:27.806 41.983 1:09.227 36.596 170.6 6:06.751						
1 2:49.955 49.576 1:13.114 47.265 148.4 2:49.955							3 2:22.977 40.527 1:05.646 36.804 176.4 8:29.728						
2 2:20.039 39.553 1:05.224 35.262 180.1 5:09.994							4 2:34.966B 40.484 1:06.663 47.819 162.7 11:04.694						
3 2:22.595 39.050 1:05.943 37.602 176.8 7:32.589							5 5:26.043 3:39.692 1:08.076 38.275 77.3 16:30.737						
4 2:20.874 39.250 1:05.133 36.491 179.0 9:53.463							6 2:21.987 39.746 1:06.603 35.638 177.6 18:52.724						
5 2:35.987B 43.801 1:08.026 44.160 161.6 12:29.450							7 2:19.323 39.039 1:04.291 35.993 181.0 21:12.047						
6 4:34.765 2:46.924 1:09.740 38.101 91.8 17:04.215							8 2:19.700 38.934 1:05.082 35.684 180.5 23:31.747						
7 2:24.268 40.973 1:06.943 36.352 174.8 19:28.483							9 2:18.943 39.315 1:03.755 35.873 181.5 25:50.690						
8 2:22.952 40.654 1:05.991 36.307 176.4 21:51.435							10 2:42.859B 42.545 1:16.342 43.972 154.8 28:33.549						
9 2:35.413B 40.865 1:08.023 46.525 162.2 24:26.848							111 Henk Thuis Radical Benelux Radical RXC						
10 4:02.967 2:11.086 1:12.760 39.121 103.8 28:29.815							1 3:54.380B 1:32.001 1:23.242 59.137 107.6 3:54.380						
11 2:18.489 38.955 1:04.520 35.014 182.1 30:48.304							2 4:36.781B 2:13.984 1:26.052 56.745 91.1 8:31.161						
102 Henry Zumbrink Volvo Reede Racing by DayVTec Volvo S60 V8							3 5:19.368 3:28.561 1:12.291 38.516 79.0 13:50.529						
1 3:26.719B 1:08.218 1:22.561 55.940 122.0 3:26.719							4 2:30.989 42.846 1:09.380 38.763 167.0 16:21.518						
2 4:08.873 2:07.589 1:19.364 41.920 101.3 7:35.592							5 3:08.769B 46.111 1:20.765 1:01.893 133.6 19:30.287						
3 2:25.907 41.367 1:08.153 36.387 172.8 10:01.499							6 8:19.677 6:22.564 1:16.024 41.089 50.5 27:49.964						
4 2:24.495 39.956 1:08.900 35.639 174.5 12:25.994							7 2:31.218 42.859 1:08.428 39.931 166.7 30:21.182						
5 2:21.221 39.407 1:06.085 35.729 178.5 14:47.215							121 Nol Köhler / Carlo Kuijer Divitec Racing Solution F V8						
6 2:19.649 38.985 1:05.137 35.527 180.6 17:06.864							1 4:00.601 1:45.035 1:27.541 48.025 104.8 4:00.601						
7 2:41.038B 42.338 1:10.495 48.205 156.6 19:47.902							2 2:49.425 49.335 1:17.674 42.416 148.8 6:50.026						
8 4:25.641 2:34.663 1:13.322 37.656 94.9 24:13.543							3 2:29.198 42.569 1:08.559 38.070 169.0 9:19.224						
9 2:36.808B 41.682 1:07.273 47.853 160.8 26:50.351							4 2:25.725 41.455 1:07.289 36.981 173.0 11:44.949						
106 Max Koebolt / Pol Stoffel DayVTec Volvo S60 V8							5 2:44.164 45.696 1:18.091 40.377 153.6 14:29.113						
1 3:52.911 1:40.259 1:25.451 47.201 108.3 3:52.911							6 2:25.816 41.204 1:06.944 37.668 172.9 16:54.929						
2 2:36.347 43.314 1:14.006 39.027 161.3 6:29.258							7 2:23.249 41.033 1:05.362 36.854 176.0 19:18.178						
3 2:31.895 42.755 1:10.947 38.193 166.0 9:01.153							8 2:44.012B 43.850 1:10.767 49.395 153.7 22:02.190						
4 2:28.015 41.273 1:09.559 37.183 170.3 11:29.168							9 5:04.622 3:12.543 1:12.291 39.788 82.8 27:06.812						
5 2:27.174 40.670 1:08.553 37.951 171.3 13:56.342							10 2:32.703 43.164 1:10.760 38.779 165.1 29:39.515						
6 2:26.224 40.456 1:07.957 37.811 172.4 16:22.566							11 2:30.909 42.142 1:09.701 39.066 167.1 32:10.424						
7 2:35.521B 41.787 1:07.965 45.769 162.1 18:58.087							131 Jan Storm / Niels Bouwhuis Storm-Tag Point Motorsport BMW Z4 GT3						
8 4:44.009 2:45.182 1:16.897 41.930 88.8 23:42.096							1 3:23.120B 57.894 1:27.605 57.621 124.1 3:23.120						
9 2:39.534 43.458 1:15.503 40.573 158.0 26:21.630							2 4:08.003 2:13.955 1:14.476 39.572 101.7 7:31.123						
10 2:40.111 42.815 1:16.202 41.094 157.5 29:01.741							3 2:23.244 41.086 1:06.083 36.075 176.0 9:54.367						
11 2:37.604 42.284 1:14.625 40.695 160.0 31:39.345							4 2:21.257 40.703 1:04.664 35.890 178.5 12:15.624						
108 Martin Lanting Martino Rosso Racing Ferrari 458 GT2							5 2:34.302B 40.509 1:06.359 47.434 163.4 14:49.926						
1 2:35.402 37.638 1:18.043 39.721 162.3 2:35.402							6 3:43.663 1:55.977 1:09.401 38.285 112.7 18:33.589						
2 2:26.748 41.133 1:08.988 36.627 171.8 5:02.150							7 2:22.566 40.565 1:05.737 36.264 176.9 20:56.155						
3 2:26.375 41.294 1:07.648 37.433 172.3 7:28.525							8 2:20.997 39.902 1:04.666 36.429 178.8 23:17.152						
4 2:24.689 40.102 1:08.122 36.465 174.3 9:53.214							9 2:26.304 39.921 1:08.322 38.061 172.3 25:43.456						
5 2:34.620B 40.264 1:08.432 45.924 163.1 12:27.834							10 2:24.063 39.951 1:04.898 39.214 175.0 28:07.519						
6 5:04.113 3:19.627 1:08.296 36.190 82.9 17:31.947							11 2:30.029 39.627 1:07.589 42.813 168.1 30:37.548						
7 2:21.732 39.888 1:05.994 35.850 177.9 19:53.679							158 Patrick Van Glabeke / Curbstone Events Ferrari 458 GT3						
8 2:21.655 39.623 1:05.689 36.343 178.0 22:15.334							1 2:59.739 49.290 1:23.753 46.696 140.3 2:59.739						
9 2:48.848B 43.753 1:12.739 52.356 149.3 25:04.182							2 2:35.828 44.149 1:12.655 39.024 161.8 5:35.567						
110 Nicolas Vandierendock / Jeffrey van Hooydri Shipex SRT Racing Corvette							3 2:28.540 41.875 1:08.112 38.553 169.7 8:04.107						
1 3:38.945 1:38.725 1:18.554 41.666 115.2 3:38.945							4 2:24.979 41.008 1:07.155 36.816 173.9 10:29.086						
							5 2:43.033B 42.186 1:12.795 48.052 154.7 13:12.119						
							6 5:03.584 3:18.002 1:08.162 37.420 83.1 18:15.703						



SUPERCAR CHALLENGE SPA EURO RACE 2015 QUALIFYING

Analysis


Lap	Time	Sector 1	Sector 2	Sector 3	Kph	Elapsed	Lap	Time	Sector 1	Sector 2	Sector 3	Kph	Elapsed
7	2:28.649	40.936	1:10.009	37.704	169.6	20:44.352	10	2:36.899	42.886	1:15.942	38.071	160.7	28:59.377
8	2:25.565	40.901	1:08.287	36.377	173.2	23:09.917	11	2:24.169	40.563	1:06.001	37.605	174.9	31:23.546
9	2:24.206	40.530	1:06.099	37.577	174.8	25:34.123	302 Marcel van Berlo Van Berlo Racing Porsche 997 GT3						
10	2:25.405	40.995	1:06.118	38.292	173.4	27:59.528	1	3:12.385	55.536	1:30.405	46.444	131.1	3:12.385
11	2:24.428	40.971	1:06.854	36.603	174.6	30:23.956	2	2:36.492	44.633	1:12.843	39.016	161.1	5:48.877
173 Berry van Elk BlueBerry Racing Mosler MT900R							3	2:30.454	42.069	1:09.223	39.162	167.6	8:19.331
1	4:36.962	2:27.910	1:26.134	42.918	91.0	4:36.962	4	2:32.704	42.369	1:11.523	38.812	165.1	10:52.035
2	2:36.904	45.681	1:12.588	38.635	160.7	7:13.866	5	2:39.977	B 42.621	1:10.758	46.598	157.6	13:32.012
3	2:32.825	40.767	1:14.787	37.271	165.0	9:46.691	6	7:40.407	5:38.300	1:19.866	42.241	54.8	21:12.419
4	2:27.504	40.263	1:07.885	39.356	170.9	12:14.195	7	2:49.065	B 42.637	1:14.209	52.219	149.1	24:01.484
5	2:23.706	40.274	1:06.762	36.670	175.5	14:37.901	305 Milan Dontje / Ferdinand Kool DayVTec Corvette GT4						
6	2:23.396	39.874	1:06.897	36.625	175.8	17:01.297	1	3:58.633	1:41.475	1:30.255	46.903	105.7	3:58.633
7	2:35.532	B 40.529	1:06.313	48.690	162.1	19:36.829	2	2:50.897	47.766	1:20.544	42.587	147.5	6:49.530
8	5:53.518	B 3:11.482	1:23.558	1:18.478	71.3	25:30.347	3	2:36.218	45.175	1:11.475	39.568	161.4	9:25.748
174 Javier Morcillo / Manuel Cintrano Neil Garner Motorsport Mosler MT900R							4	2:33.467	43.709	1:10.609	39.149	164.3	11:59.215
1	4:03.269	2:01.214	1:21.496	40.559	103.6	4:03.269	5	2:32.063	43.579	1:09.462	39.022	165.8	14:31.278
2	2:31.966	43.319	1:11.432	37.215	165.9	6:35.235	6	2:31.544	43.095	1:09.480	38.969	166.4	17:02.822
3	2:26.892	42.262	1:07.215	37.415	171.7	9:02.127	7	2:42.267	B 42.916	1:12.171	47.180	155.4	19:45.089
4	2:24.751	40.855	1:07.119	36.777	174.2	11:26.878	8	5:32.807	3:29.336	1:19.810	43.661	75.8	25:17.896
5	2:21.877	40.834	1:05.041	36.002	177.7	13:48.755	9	2:36.747	45.133	1:11.636	39.978	160.9	27:54.643
6	2:37.782	B 40.762	1:10.493	46.527	159.8	16:26.537	10	2:30.882	43.658	1:08.739	38.485	167.1	30:25.525
7	4:23.850	2:26.923	1:17.717	39.210	95.6	20:50.387	309 Dirk Schulz Topper Team Porsche 997 GT3						
8	2:36.003	B 41.879	1:07.493	46.631	161.6	23:26.390	1	4:44.977	2:20.110	1:35.721	49.146	88.5	4:44.977
9	3:51.570	2:01.854	1:10.500	39.216	108.9	27:17.960	2	2:50.959	47.085	1:17.623	46.251	147.5	7:35.936
10	2:31.692	42.898	1:10.580	38.214	166.2	29:49.652	3	2:43.244	45.596	1:15.588	42.060	154.5	10:19.180
11	2:30.019	41.601	1:10.321	38.097	168.1	32:19.671	4	2:46.599	45.394	1:16.747	44.458	151.3	13:05.779
178 Louis-Philippe Soenen Martino Rosso Racing Ferrari 458 GT3							5	2:46.040	45.737	1:17.564	42.739	151.9	15:51.819
1	3:01.711	51.327	1:25.621	44.763	138.8	3:01.711	6	2:54.737	B 46.034	1:17.575	51.128	144.3	18:46.556
2	2:41.320	44.933	1:16.662	39.725	156.3	5:43.031	7	4:04.369	2:05.741	1:16.702	41.926	103.2	22:50.925
3	2:35.845	43.113	1:13.218	39.514	161.8	8:18.876	8	2:44.950	45.121	1:15.597	44.232	152.9	25:35.875
4	2:32.811	42.404	1:11.669	38.738	165.0	10:51.687	9	2:45.259	45.850	1:17.216	42.193	152.6	28:21.134
5	2:31.269	42.367	1:10.588	38.314	166.7	13:22.956	10	2:41.475	45.027	1:15.220	41.228	156.1	31:02.609
6	2:45.835	B 42.935	1:11.884	51.016	152.0	16:08.791	315 Miguel Vandereyt Vandereyt Racing						
7	4:32.904	2:38.143	1:14.637	40.124	92.4	20:41.695	1	3:02.135	52.467	1:24.782	44.886	138.4	3:02.135
8	2:31.534	42.058	1:11.704	37.772	166.4	23:13.229	2	2:42.375	45.109	1:16.409	40.857	155.3	5:44.510
9	2:31.290	41.303	1:10.607	39.380	166.7	25:44.519	3	2:35.205	43.233	1:11.994	39.978	162.5	8:19.715
10	2:32.212	42.562	1:10.908	38.742	165.7	28:16.731	4	2:33.104	43.137	1:11.009	38.958	164.7	10:52.819
11	2:31.093	41.464	1:11.576	38.053	166.9	30:47.824	5	2:33.704	43.135	1:10.901	39.668	164.0	13:26.523
190 Jurgen Smet Monlau Competicion Renault RS01							6	2:46.076	B 44.925	1:12.039	49.112	151.8	16:12.599
1	3:16.405	1:04.233	1:25.655	46.517	128.4	3:16.405	7	4:32.637	2:39.146	1:13.739	39.752	92.5	20:45.236
2	2:43.242	47.458	1:14.792	40.992	154.5	5:59.647	8	2:33.559	42.837	1:11.159	39.563	164.2	23:18.795
3	2:31.634	42.587	1:10.295	38.752	166.3	8:31.281	9	2:34.067	43.762	1:10.939	39.366	163.7	25:52.862
4	2:27.329	41.141	1:09.109	37.079	171.1	10:58.610	10	2:50.446	B 43.178	1:15.250	52.018	147.9	28:43.308
5	2:26.251	40.959	1:07.629	37.663	172.4	13:24.861	323 Bob Herber Rapide Racing Mercedes C63						
6	2:25.528	41.266	1:07.042	37.220	173.3	15:50.389	1	3:03.300	54.430	1:24.298	44.572	137.6	3:03.300
7	2:49.894	B 42.761	1:11.973	55.160	148.4	18:40.283							
8	5:09.260	3:22.383	1:07.757	39.120	81.5	23:49.543							
9	2:32.935	40.785	1:11.118	41.032	164.9	26:22.478							



SUPERCAR CHALLENGE SPA EURO RACE 2015 QUALIFYING

Analysis

Lap	Time	Sector 1	Sector 2	Sector 3	Kph	Elapsed	Lap	Time	Sector 1	Sector 2	Sector 3	Kph	Elapsed
2	2:36.212	43.767	1:13.895	38.550	161.4	5:39.512	8	2:53.369	43.440	1:10.891	59.038	145.4	24:30.805
3	2:30.321	42.566	1:09.237	38.518	167.7	8:09.833	351 Adam Hayes / Fiona James						24:30.805
4	2:30.500	42.513	1:09.401	38.586	167.5	10:40.333	Intersport Racing						Lamborghini Super Trofeo
5	2:42.270	43.349	1:11.304	47.617	155.4	13:22.603	1	3:46.792	1:26.295	1:28.164	52.333	111.2	3:46.792
6	9:59.143	7:55.905	1:18.109	45.129	42.1	23:21.746	2	2:45.464	47.859	1:16.853	40.752	152.4	6:32.256
7	2:31.784	42.904	1:09.731	39.149	166.1	25:53.530	3	2:41.261	46.140	1:14.293	40.828	156.4	9:13.517
8	2:37.257	42.354	1:14.622	40.281	160.3	28:30.787	4	2:40.931	45.685	1:14.064	41.182	156.7	11:54.448
9	2:29.772	42.005	1:09.060	38.707	168.4	31:00.559	5	2:49.287	44.795	1:14.433	50.059	148.9	14:43.735
324 Roelant de Waard							6	5:31.890	3:35.137	1:15.906	40.847	76.0	20:15.625
Radical Benelux							7	2:39.298	45.126	1:14.501	39.671	158.3	22:54.923
Radical RXC Turbo							8	2:37.712	44.258	1:12.742	40.712	159.9	25:32.635
1	4:02.073	1:45.708	1:31.105	45.260	104.2	4:02.073	9	3:43.445	57.031	1:33.549	1:12.865	112.8	29:16.080
2	2:45.657	46.426	1:18.808	40.423	152.2	6:47.730	369 Aart Bosman						29:16.080
3	2:34.380	44.153	1:11.299	38.928	163.3	9:22.110	ABW Racing						Porsche 997 GT3
4	2:35.661	44.527	1:11.658	39.476	162.0	11:57.771	1	4:10.949	2:03.370	1:25.018	42.561	100.5	4:10.949
5	2:32.822	43.194	1:10.571	39.057	165.0	14:30.593	2	2:40.288	44.751	1:14.076	41.461	157.3	6:51.237
6	2:33.326	42.265	1:12.525	38.536	164.4	17:03.919	3	2:35.556	44.325	1:11.487	39.744	162.1	9:26.793
7	2:30.749	43.186	1:09.621	37.942	167.3	19:34.668	4	2:36.632	43.344	1:11.325	41.963	161.0	12:03.425
8	2:31.079	42.414	1:10.859	37.806	166.9	22:05.747	5	2:54.901	1:02.852	1:12.143	39.906	144.2	14:58.326
9	2:28.337	42.202	1:08.496	37.639	170.0	24:34.084	6	2:32.859	43.333	1:10.304	39.222	165.0	17:31.185
10	3:53.043	1:15.833	1:29.645	1:07.565	108.2	28:27.127	7	3:54.455	1:07.899	1:40.431	1:06.125	107.5	21:25.640
11	3:27.351	1:27.423	1:10.745	49.183	121.6	31:54.478	8	4:08.163	2:14.601	1:12.358	41.204	101.6	25:33.803
334 Simon Atkinson							9	2:35.152	43.586	1:10.846	40.720	162.5	28:08.955
Backdraft Motorsport							10	2:34.156	43.006	1:11.345	39.805	163.6	30:43.111
Lamborghini Gallardo							375 Ward Sluys / Frédérique Jonckheere						30:43.111
1	3:12.766	59.604	1:26.659	46.503	130.8	3:12.766	JR Motorsport						BMW M4 Silhouette
2	2:36.834	44.581	1:13.278	38.975	160.8	5:49.600	1	3:13.298	1:02.826	1:24.265	46.207	130.4	3:13.298
3	2:44.991	42.872	1:09.896	52.223	152.8	8:34.591	2	2:43.401	46.750	1:15.688	40.963	154.3	5:56.699
4	4:35.912	2:39.304	1:15.167	41.441	91.4	13:10.503	3	2:31.804	43.194	1:09.788	38.822	166.1	8:28.503
5	2:32.857	43.978	1:10.071	38.808	165.0	15:43.360	4	2:48.696	43.390	1:13.652	51.654	149.5	11:17.199
6	2:29.405	42.409	1:08.775	38.221	168.8	18:12.765	5	4:52.248	2:54.649	1:16.409	41.190	86.3	16:09.447
7	2:52.299	42.270	1:12.708	57.321	146.3	21:05.064	6	2:35.961	46.176	1:10.939	38.846	161.7	18:45.408
8	5:33.059	3:37.006	1:10.158	45.895	75.7	26:38.123	7	2:31.069	43.005	1:09.586	38.478	166.9	21:16.477
9	2:55.206	50.321	1:23.171	41.714	143.9	29:33.329	8	2:30.164	42.684	1:09.334	38.146	167.9	23:46.641
10	2:30.434	42.996	1:08.351	39.087	167.6	32:03.763	9	2:36.629	43.565	1:12.977	40.087	161.0	26:23.270
343 Daan Meijer							10	2:41.396	42.926	1:14.765	43.705	156.2	29:04.666
Lammertink Racing							11	2:33.314	42.578	1:09.755	40.981	164.5	31:37.980
Porsche 997 GT3							390 Jake Camilleri						31:37.980
1	3:58.695	1:46.167	1:26.770	45.758	105.6	3:58.695	MARC Cars Australia						Mazda V8
2	2:38.333	45.159	1:13.656	39.518	159.2	6:37.028	1	4:28.909	2:18.513	1:27.180	43.216	93.8	4:28.909
3	2:32.422	43.247	1:10.764	38.411	165.4	9:09.450	2	2:42.655	44.058	1:18.483	40.114	155.0	7:11.564
4	2:31.633	43.727	1:09.339	38.567	166.3	11:41.083	3	2:44.486	43.315	1:11.180	49.991	153.3	9:56.050
5	2:49.844	42.718	1:13.913	53.213	148.5	14:30.927	4	6:12.033	4:19.973	1:12.470	39.590	67.8	16:08.083
6	5:47.880	3:59.006	1:10.227	38.647	72.5	20:18.807	5	2:29.211	42.128	1:08.768	38.315	169.0	18:37.294
7	2:56.745	42.654	1:21.094	52.997	142.7	23:15.552	6	2:28.755	41.891	1:08.850	38.014	169.5	21:06.049
8	3:02.230	55.089	1:13.729	53.412	138.4	26:17.782	7	2:49.090	41.903	1:15.505	51.682	149.1	23:55.139
350 Ian Donaldson / Mark Donaldson							8	4:08.690	2:11.683	1:12.544	44.463	101.4	28:03.829
Intersport Racing							9	2:30.309	42.186	1:09.710	38.413	167.7	30:34.138
Porsche 997 GT3							391 Keith Kasselke						30:34.138
1	3:53.678	1:44.444	1:23.546	45.688	107.9	3:53.678	MARC Cars Australia						Ford Focus 5lt V8
2	2:38.915	45.222	1:13.553	40.140	158.7	6:32.593							
3	2:35.914	44.064	1:12.540	39.310	161.7	9:08.507							
4	2:34.180	44.324	1:11.194	38.662	163.5	11:42.687							
5	2:52.817	42.652	1:13.230	56.935	145.9	14:35.504							
6	4:27.930	2:34.230	1:13.578	40.122	94.1	19:03.434							
7	2:34.002	43.724	1:11.165	39.113	163.7	21:37.436							



SUPERCAR CHALLENGE SPA EURO RACE 2015 QUALIFYING

Analysis

							■ Personal Best	■ Session Best	■ Crossing the finish line in pit lane							
Lap	Time	Sector 1	Sector 2	Sector 3	Kph	Elapsed	Lap	Time	Sector 1	Sector 2	Sector 3	Kph	Elapsed			
504 Rob Nieman																
Spirit Racing Renault Clio RS 2.0																
1	4:27.592	2:01.655	1:35.887	50.050	94.2	4:27.592										
2	3:07.856	54.436	1:23.940	49.480	134.2	7:35.448										
3	2:53.427	51.791	1:17.395	44.241	145.4	10:28.875										
4	2:51.649	50.404	1:16.996	44.249	146.9	13:20.524										
5	2:58.203	52.927	1:20.046	45.230	141.5	16:18.727										
6	3:08.953 B	50.874	1:21.113	56.966	133.4	19:27.680										
7	6:11.553	4:02.831	1:20.761	47.961	67.9	25:39.233										
8	2:58.669	51.205	1:19.857	47.607	141.1	28:37.902										
9	3:11.509 B	50.808	1:18.324	1:02.377	131.7	31:49.411										
555 Carlijn Bergsma / Pieter de Jong																
Van der Kooij Racing Lotus Exige																
1	4:19.163	1:55.636	1:33.949	49.578	97.3	4:19.163										
2	3:02.255	54.587	1:21.201	46.467	138.3	7:21.418										
3	2:53.060	51.467	1:16.664	44.929	145.7	10:14.478										
4	2:52.386	51.074	1:16.735	44.577	146.3	13:06.864										
5	2:49.922	50.358	1:15.571	43.993	148.4	15:56.786										
6	2:59.953 B	50.437	1:14.603	54.913	140.1	18:56.739										
7	4:35.291	2:29.348	1:19.169	46.774	91.6	23:32.030										
8	2:55.642	51.985	1:18.201	45.456	143.6	26:27.672										
9	4:28.001 B	51.303	2:00.274	1:36.424	94.1	30:55.673										
505 Chris Voet / Bart van den Broeck																
Traxx Racing Peugeot RCZ																
1	4:05.799	1:50.565	1:27.651	47.583	102.6	4:05.799										
2	2:55.249	51.260	1:18.862	45.127	143.9	7:01.048										
3	2:51.151	49.522	1:17.831	43.798	147.3	9:52.199										
4	2:52.369	50.454	1:18.264	43.651	146.3	12:44.568										
5	2:47.273	48.700	1:15.467	43.106	150.7	15:31.841										
6	3:00.654 B	49.102	1:18.557	52.995	139.6	18:32.495										
7	5:01.418	2:50.103	1:22.059	49.256	83.7	23:33.913										
8	2:50.991	49.875	1:16.442	44.674	147.5	26:24.904										
9	2:49.675	50.240	1:15.893	43.542	148.6	29:14.579										
10	2:48.300	49.538	1:14.645	44.117	149.8	32:02.879										
507 Frank Bédorf																
Spirit Racing Renault Clio RS 2.0																
1	4:31.663	2:06.280	1:33.538	51.845	92.8	4:31.663										
2	3:02.696	52.800	1:21.881	48.015	138.0	7:34.359										
3	2:53.779	51.918	1:17.282	44.579	145.1	10:28.138										
4	2:52.020	50.907	1:16.711	44.402	146.6	13:20.158										
5	3:14.144 B	54.186	1:21.477	58.481	129.9	16:34.302										
6	4:43.752	2:35.300	1:21.627	46.825	88.9	21:18.054										
510 John van der Voort / Benjamin van den Berg																
Harders Plaza Racing BMW 130i																
1	4:48.315	2:22.501	1:37.063	48.751	87.5	4:48.315										
2	2:52.739	49.798	1:19.042	43.899	146.0	7:41.054										
3	2:59.360 B	48.644	1:16.761	53.955	140.6	10:40.414										
4	8:02.712	5:55.605	1:20.705	46.402	52.2	18:43.126										
5	2:51.306	49.338	1:17.025	44.943	147.2	21:34.432										
6	3:10.875 B	51.457	1:20.470	58.948	132.1	24:45.307										
7	3:53.776	1:48.847	1:18.528	46.401	107.9	28:39.083										
8	2:51.830	49.724	1:16.619	45.487	146.7	31:30.913										
546 Wiebe Wytzes																
EMG Motorsport Renault Clio 3																
1	3:48.154	1:18.864	1:35.663	53.627	110.5	3:48.154										
2	3:06.266	54.077	1:26.885	45.304	135.4	6:54.420										
3	2:51.767	50.683	1:17.291	43.793	146.8	9:46.187										
4	2:50.197	50.101	1:16.048	44.048	148.1	12:36.384										
5	2:48.210	49.955	1:14.383	43.872	149.9	15:24.594										
6	2:48.432	49.836	1:14.589	44.007	149.7	18:13.026										
7	2:47.901	49.607	1:14.701	43.593	150.2	21:00.927										
8	2:58.872 B	49.419	1:17.053	52.400	141.0	23:59.799										